

Fund information

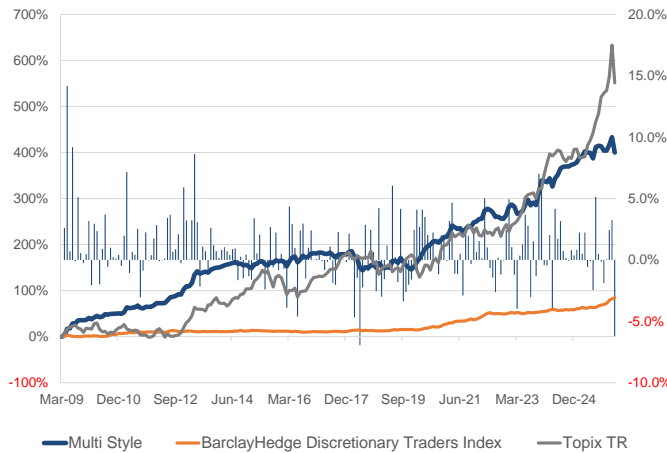
Management firm	Available upon request	Subscription	Monthly	Fund AUM (MM)	160
Manager name	Available upon request	Redemption	Monthly	Firm AUM (MM)	391
Manager location	Singapore	Redemption notice	15 Days	Fund status	Open
Strategy	Multi Style	Lockup	12 Months Soft (2%)	Fund domicile	Cayman Islands
Regional focus	Japan	Gate	20% (FLG)	Administrator	Citco Fund Services
Inception date	30 Mar 2009	Management Fee	1.50%	Custodian	Goldman Sachs, UBS
Reference currency	USD	Performance Fee	20.00%	Prime broker	Goldman Sachs, UBS
Available currencies	USD, JPY	Min. investment	1,000,000	Auditor	Ernst & Young

Monthly returns last 10 years (USD)

BM1: BarclayHedge Discretionary Traders Index | BM2: Topix TR

Year	Jan	Feb	Mar	Apr	May	Jun	Jul	Aug	Sep	Oct	Nov	Dec	YTD	BM1	BM2
2026	2.43%	3.26%	-6.27%	2.23%	-0.57%	-0.09%	-2.46%	5.12%	0.49%	-0.14%	-1.90%	0.04%	-0.86%	7.15%	2.61%
2025	0.81%	2.23%	0.50%	2.23%	-0.57%	-0.09%	-2.46%	5.12%	0.49%	-0.14%	-1.90%	0.04%	6.21%	8.82%	25.27%
2024	-0.42%	-0.46%	2.02%	-4.08%	4.15%	1.72%	3.16%	0.72%	0.15%	-0.07%	0.78%	0.37%	8.09%	2.57%	20.45%
2023	1.04%	-1.20%	-3.98%	0.34%	1.26%	3.67%	2.78%	-3.04%	1.51%	-1.33%	7.01%	6.37%	14.71%	2.26%	28.26%
2022	1.53%	0.13%	5.01%	1.02%	-0.66%	-1.45%	-2.63%	0.16%	-1.18%	-0.06%	2.44%	4.94%	9.32%	9.38%	-2.45%
2021	-0.08%	3.17%	4.67%	-1.12%	-1.17%	0.49%	-2.89%	2.45%	1.97%	-0.33%	2.62%	0.64%	10.65%	9.23%	12.74%
2020	2.44%	4.09%	2.69%	4.09%	3.51%	2.05%	1.46%	2.23%	0.26%	-1.17%	2.01%	2.02%	28.77%	9.14%	7.39%
2019	-3.00%	-1.57%	1.17%	-0.83%	6.05%	0.22%	-1.82%	4.16%	-3.38%	-2.62%	-2.02%	-1.61%	-5.56%	2.82%	18.12%
2018	2.15%	0.35%	-4.67%	-1.46%	-6.95%	-2.25%	2.85%	-0.92%	2.45%	0.64%	-2.55%	4.21%	-6.55%	1.29%	-15.97%
2017	0.07%	0.57%	-0.10%	-0.82%	-0.15%	1.10%	-1.88%	-2.03%	2.27%	0.38%	0.03%	-0.17%	-0.80%	0.20%	22.23%
2016				2.93%	0.97%	-4.61%	2.39%	2.95%	-1.52%	0.99%	2.41%	0.02%	6.46%	-0.31%	14.04%

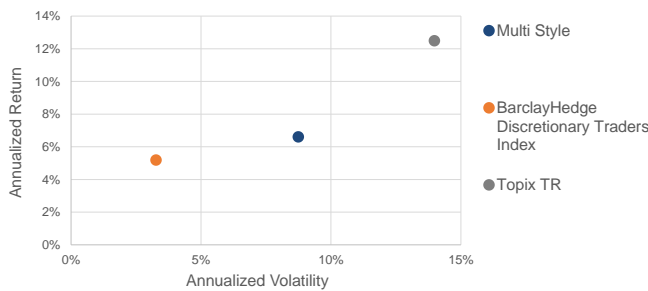
Cumulative returns since inception



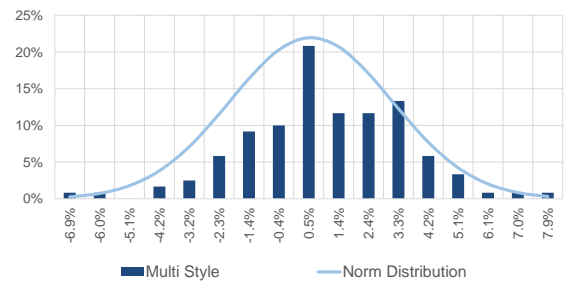
Statistics last 10 years

	Multi Style	BarclayHedge Discretionary Traders Index	Topix TR
Return Last Month	-6.27%	1.29%	-11.19%
Year-to-date Return	-0.86%	7.15%	2.61%
Return Last 3 years	36.21%	21.19%	85.23%
Cumulative Return	89.55%	65.92%	224.46%
Annualized Return	6.60%	5.19%	12.49%
Annualized Volatility	8.75%	3.27%	13.98%
Annual Sharpe Ratio (Rf)	0.49	0.88	0.73
Skewness	-0.15	0.59	-0.64
Excess Kurtosis	0.39	0.65	1.15
% positive returns	61%	67%	68%
% negative returns	39%	33%	32%
Max Monthly Loss	-6.95%	-1.47%	-11.19%
Max Drawdown	-14.56%	-1.83%	-19.66%
Date Max Drawdown	Jun-18	Nov-18	Mar-20
Correlation to Benchmarks	-	0.22	0.14

Risk / return last 10 years



Monthly returns distribution last 10 years



Strategy description

Available upon request

Manager biography

Available upon request