

Strategy description

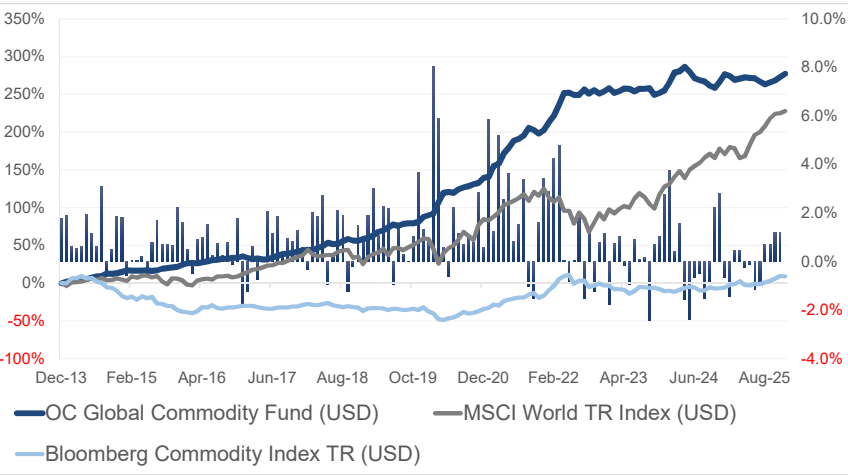
The OC Global Commodity Fund seeks to generate attractive, uncorrelated risk-adjusted returns by capitalizing on the multi-dimensional opportunity set (supply & demand imbalances, weather and seasonality effects, substitution effects, etc.) that is uniquely available within commodity markets. To achieve this goal, the portfolio invests in actively managed commodity hedge funds that deploy discretionary or systematic strategies and take positions ranging from directional to relative value. These funds are managed by commodity specialists that often focus on a single commodity sector. The managers invest predominantly in commodity derivatives and have no or very limited equity exposure as well as no predefined long or short bias. The portfolio is diversified across commodity sectors, geographies, investment strategies, trading styles and time horizons.

Monthly returns

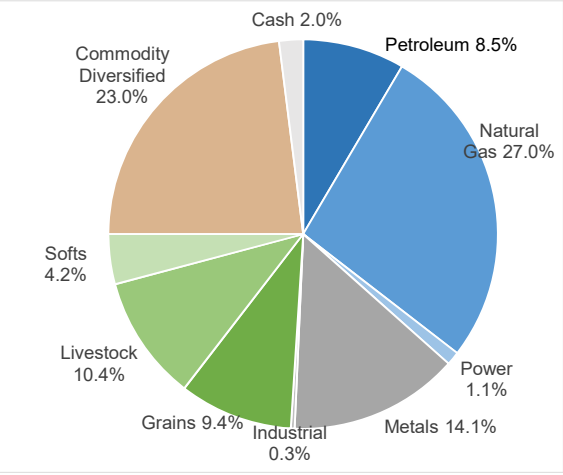
BM1: MSCI World TR Index (USD) | BM2: Bloomberg Commodity Index TR (USD)

Year	Jan	Feb	Mar	Apr	May	Jun	Jul	Aug	Sep	Oct	Nov	Dec	YTD	BM1	BM2
2025	-0.67%	-1.44%	0.48%	0.48%	-0.24%	-0.13%	-1.15%	-1.00%	0.70%	0.69%	1.21%	1.20%	0.08%	21.09%	15.77%
2024	2.78%	3.75%	0.43%	1.56%	-1.58%	-2.38%	-0.65%	-0.49%	-1.52%	-0.80%	2.23%	2.81%	6.07%	18.67%	5.38%
2023	1.17%	-1.77%	0.73%	1.02%	-0.14%	-0.93%	0.90%	0.08%	0.17%	-2.42%	0.70%	1.02%	0.43%	23.79%	-7.91%
2022	3.42%	2.88%	4.24%	4.80%	0.06%	-0.83%	0.03%	2.04%	-1.53%	1.30%	-1.24%	0.80%	16.90%	-18.14%	16.09%
2021	0.60%	5.88%	1.24%	5.21%	2.58%	3.61%	0.83%	1.52%	3.39%	-1.01%	-1.54%	1.61%	26.36%	21.82%	27.11%

Cumulative returns since January 2014



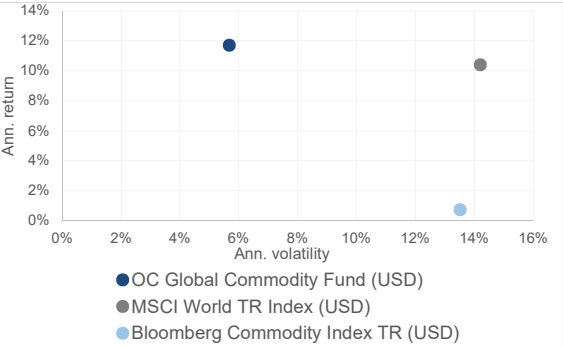
Sector exposure



Key statistics since January 2014

	OC Global Commodity Fund (USD)	MSCI World TR Index (USD)	Bloomberg Commodity Index TR (USD)
Annualized return	11.70%	10.40%	0.73%
Annualized volatility	5.67%	14.20%	13.52%
Maximum monthly gain	8.03%	12.79%	8.78%
Maximum monthly loss	-2.42%	-13.24%	-12.81%
Maximum drawdown	-7.20%	-25.42%	-53.18%
Correlation to benchmarks	-	-0.09	0.14

Risk vs. return since January 2014



Information

Name of AIF / name of sub-fund	OC Selection Fund / OC Global Commodity Fund	Share Classes	Class A1 USD	Class A2 USD	Class B1 CHF	Class B2 CHF
Fund structure / domicile	Alternative Investment Fund (AIF) / Liechtenstein	ISIN	LI1430276447	LI1430277379	LI1430326101	LI1430270317
Sub-fund inception date	April 1, 2025	Minimum initial invest.	USD 100'000	USD 1'000	CHF 100'000	CHF 1'000
Base currency	USD	Minimum subsequent invest.	USD 10'000	USD 1'000	CHF 10'000	CHF 1'000
Available currencies	USD, CHF	Management fee	0.75%	1.50%	0.75%	1.50%
Subscriptions	Monthly, 5 business days' notice	Performance fee	5.0%	10.0%	5.0%	10.0%
Redemptions	Monthly, 45 calendar days' notice	Hurdle rate	No	No	No	No
Lock-up / Gate	None / 20% at sub-fund level	High Watermark	Yes	Yes	Yes	Yes
Investment manager	OpenCapital SA	Share Class inception	April 1, 2025	N/A	N/A	N/A
Investment advisor	Crossbow Partners AG	NAV (12/31/2025) (estimate)	1017.36	N/A	N/A	N/A
Administrator	CAIAC Fund Management AG					
Depository bank	LGT Bank AG					
Auditor	PricewaterhouseCoopers (Switzerland)					

Source: OpenCapital, Crossbow Partners, Bloomberg. OC Global Commodity Fund was launched on April 1, 2025. Performance since Apr 2025 is for Class A1 USD, current month performance is estimated. Performance from Oct 2021 to Mar 2025 is based on a live and similar portfolio. Before Oct 2021, performance is simulated and based on the Oct 2021 live portfolio model. All returns are net of fees and in USD. The information in this document is for information purposes only and does not constitute an investment advice. Past performance is no indication or guarantee of future results.