

CV CB DIGITAL ASSET PORTFOLIO (USD)

Report April 2026



Strategy description

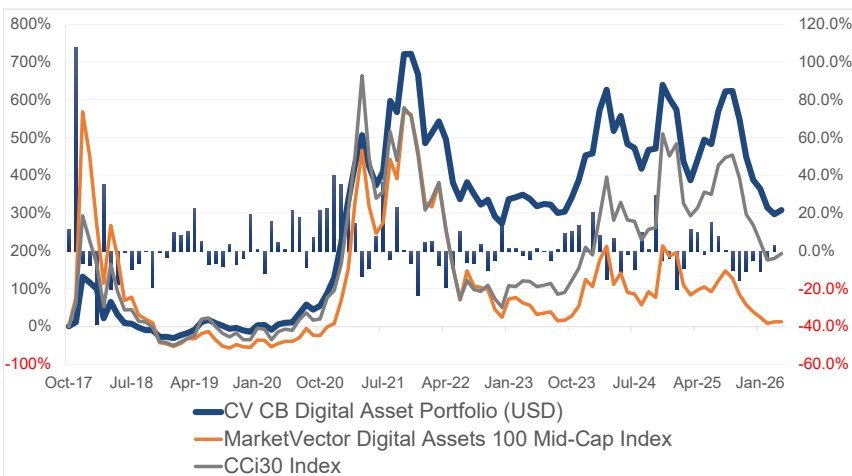
The CV CB Digital Asset Portfolio seeks to generate strong, uncorrelated returns by capitalizing on the long-term growth opportunities created by digital asset ecosystems. To achieve this goal, the certificate invests in actively managed, digital asset dedicated hedge funds that deploy discretionary or systematic strategies. Positions taken by these funds will range from long only, venture-style investments to relative value and market neutral positions across a wide range of digital tokens or crypto currencies. The certificate is diversified across sub-sectors, investment strategies, trading styles and time horizons. Investors can subscribe to the certificate at month-end with 1 day notice and redeem from the certificate with 45 days' notice.

Monthly returns

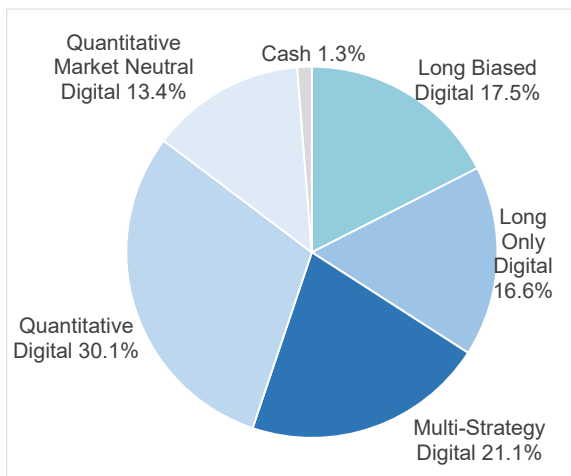
BM1: MarketVector Digital Assets 100 Mid-Cap Index | BM2: CCI30 Index

| Year | Jan | Feb | Mar | Apr | May | Jun | Jul | Aug | Sep | Oct | Nov | Dec | YTD | BM1 | BM2 |
|------|---------|---------|--------|---------|---------|---------|--------|--------|--------|---------|---------|---------|---------|---------|---------|
| 2026 | -4.85% | -10.71% | -4.27% | 2.82% | | | | | | | | | -16.37% | -18.88% | -20.42% |
| 2025 | -4.13% | -20.39% | -9.27% | 11.10% | 9.88% | -1.98% | 15.05% | 7.79% | 0.14% | -10.36% | -15.42% | -11.06% | -30.62% | -51.74% | -33.31% |
| 2024 | 0.88% | 20.51% | 8.05% | -15.02% | 6.51% | -11.37% | -1.75% | -9.71% | 9.71% | 0.61% | 29.54% | -4.90% | 27.11% | 27.93% | 78.16% |
| 2023 | 17.41% | 1.12% | 1.42% | -2.47% | -4.40% | 1.44% | -0.44% | -5.21% | 0.99% | 9.25% | 10.50% | 13.39% | 48.57% | 80.13% | 106.19% |
| 2022 | -23.69% | 4.72% | 4.94% | -7.47% | -19.31% | -9.03% | 10.34% | -6.33% | -6.50% | 3.11% | -10.19% | -4.76% | -51.45% | -77.98% | -72.81% |

Cumulative returns since November 2017



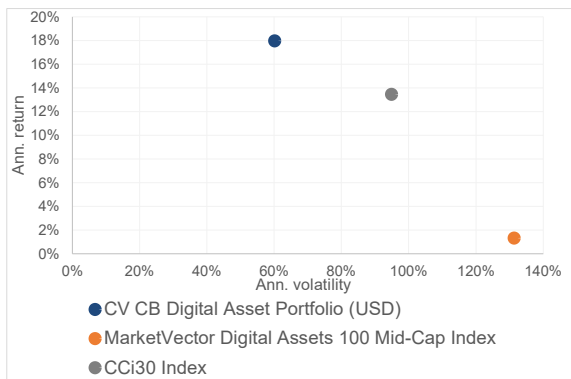
Strategy exposure



Key statistics since November 2017

| | CV CB Digital Asset Portfolio (USD) | MarketVector Digital Assets 100 Mid-Cap Index | CCI30 Index |
|---------------------------|-------------------------------------|---|-------------|
| Annualized return | 17.99% | 1.34% | 13.47% |
| Annualized volatility | 60.15% | 131.31% | 94.83% |
| Maximum monthly gain | 107.86% | 279.27% | 143.89% |
| Maximum monthly loss | -38.94% | -47.73% | -42.49% |
| Maximum drawdown | -70.06% | -93.59% | -87.32% |
| Correlation to benchmarks | - | 0.92 | 0.93 |

Risk vs. return since November 2017



Information

| | |
|-----------------------------------|--|
| Strategy Manager | FALGOM AG |
| Strategy Advisor | Crossbow Partners AG / CV VC AG |
| Paying Agent / Broker / Custodian | ISP Securities AG / UBS AG |
| Currency | USD |
| Issue date | January 24, 2022 |
| Certificate price | USD 696.05 |
| Minimum trade size | 10 Certificates |
| Liquidity | Monthly |
| Notice periods | Subscriptions 1 day, redemptions 45 days |
| Management fee | 0.80% |
| Performance fee | 8.00% |
| Valor | 113877060 |
| ISIN | CH1138770602 |

Monthly return distribution

