

Strategy description

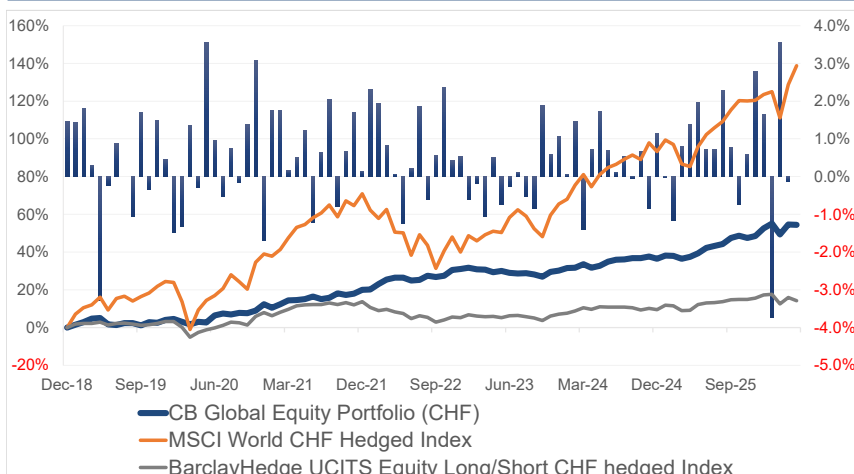
The CB Global Equity Portfolio (CHF) pursues a diversified, global long/short equity strategy. It specifically invests in experienced, specialized managers who stand out through a robust investment process and a strong track record. The objective is a medium-term return of +4-5% in CHF. The focus is on capital preservation during challenging market phases and high participation during strong market years, in order to optimize the long-term compounding effect. The certificate invests in strictly regulated UCITS funds and tactically in Exchange Traded Funds (ETFs). It offers daily liquidity with a notice period of 3 days.

Monthly returns

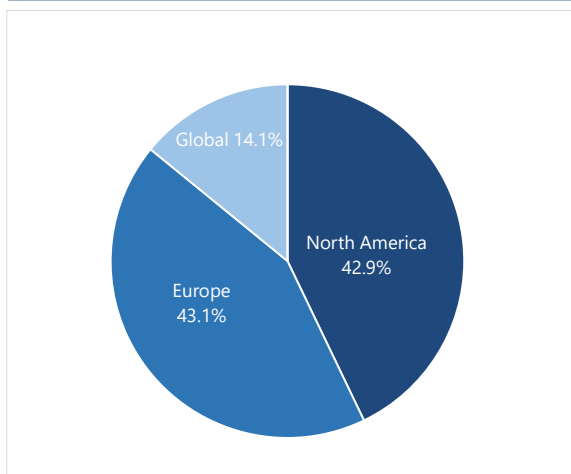
BM1: MSCI World CHF Hedged Index | BM2: BarclayHedge UCITS Equity Long/Short CHF hedged Index

Year	Jan	Feb	Mar	Apr	May	Jun	Jul	Aug	Sep	Oct	Nov	Dec	YTD	BM1	BM2
2026	2.79%	1.65%	-3.74%	3.56%	-0.14%								4.00%	8.37%	-1.15%
2025	1.14%	-0.03%	-1.16%	0.79%	1.38%	1.96%	0.72%	0.72%	2.28%	0.79%	-0.74%	0.60%	8.72%	14.00%	5.53%
2024	1.07%	0.05%	1.48%	-1.39%	0.71%	1.72%	0.68%	0.13%	0.54%	-0.04%	0.68%	-0.84%	4.85%	16.86%	2.20%
2023	0.53%	-0.60%	-0.17%	-1.05%	0.51%	-0.74%	-0.25%	0.11%	-0.54%	-0.85%	1.90%	0.60%	-0.60%	18.18%	1.84%
2022	0.14%	2.30%	1.93%	0.83%	0.07%	-1.24%	0.21%	1.87%	-0.61%	0.56%	2.35%	0.42%	9.13%	-18.07%	-7.45%
2021	-1.70%	1.75%	1.75%	0.16%	0.49%	1.22%	-1.21%	0.65%	2.03%	-0.78%	0.66%	1.71%	6.85%	22.89%	5.35%
2020	0.46%	-1.49%	-1.31%	1.36%	-0.28%	3.55%	0.98%	-0.53%	0.76%	-0.17%	1.37%	3.07%	7.92%	11.81%	4.65%
2019	1.47%	1.43%	1.80%	0.29%	-3.28%	-0.22%	0.87%	-0.00%	-1.07%	1.71%	-0.34%	1.49%	4.09%	24.36%	3.11%

Cumulative returns since January 2019



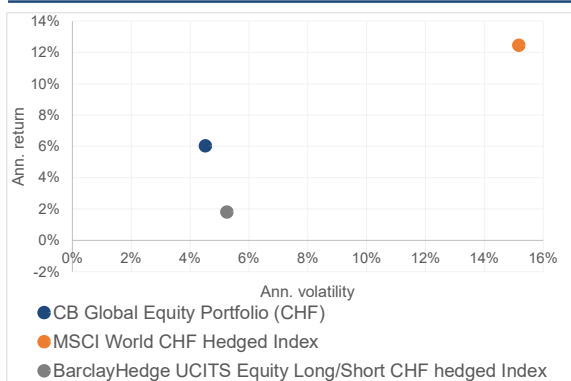
Regional exposure



Key statistics since January 2019

	CB Global Equity Portfolio (CHF)	MSCI World CHF Hedged Index	BarclayHedge UCITS Equity Long/Short CHF hedged Index
Annualized return	6.03%	12.46%	1.81%
Annualized volatility	4.51%	15.17%	5.25%
Maximum monthly gain	3.56%	11.85%	4.38%
Maximum monthly loss	-3.74%	-12.87%	-5.20%
Maximum drawdown	-3.74%	-23.09%	-9.54%
Correlation to benchmarks	-	0.45	0.59

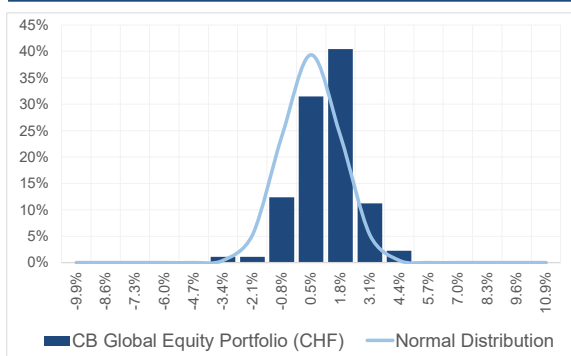
Risk vs. return since January 2019



Information

Strategy Manager	FALGOM AG
Strategy Advisor	Crossbow Partners AG
Paying Agent / Broker / Custodian	ISP Securities AG / UBS AG
Currency	CHF
Issue date	May 20, 2026
Certificate price	CHF 998.57
Minimum trade size	10 Certificates
Liquidity	Daily liquidity
Notice periods	Subscriptions 1 day, redemptions 3 days
Management fee	0.50% per annum
Performance fee	5% with HWM
Valor	121360527
ISIN	CH1213605277

Monthly return distribution



Source: FALGOM, Crossbow, Bloomberg. The returns of the CB Global Equity Portfolio (CHF) are based on the live portfolio of the certificate since May 2026. For the period prior to this, calculations are based on the initial positions of the live portfolio. Performance is denominated in CHF and net of all fees. The information in this document is for informational purposes only and does not constitute investment advice. Past performance is not a reliable indicator or guarantee of future results.