

Strategy description

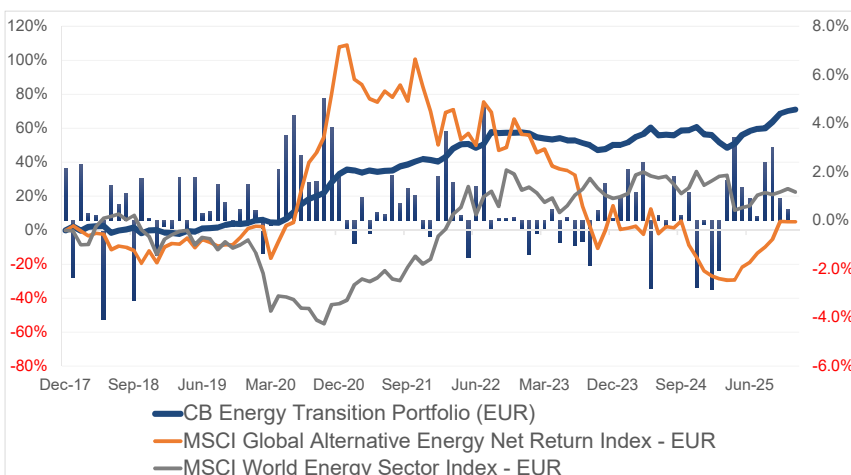
The CB Energy Transition Portfolio invests in long/short equity managers focused on global energy transition and aims to beat the MSCI World TR Index and the MSCI World Energy Sector Index over the medium term with significantly lower risk (volatility). By investing in specialist funds, investors gain exposure to the global energy transition theme, that predominately invests in the renewable energy and utility sectors. The combination of a diverse set of portfolio managers provide a well-diversified stream of both alpha and beta returns. The beta of the portfolio will be below 0.5 in average and a good portion of the returns will be derived from superior stock picking on the long and short side (alpha). The certificate invests in offshore and UCITS funds that are strictly regulated. It offers monthly liquidity with a notice period of 35 days.

Monthly returns

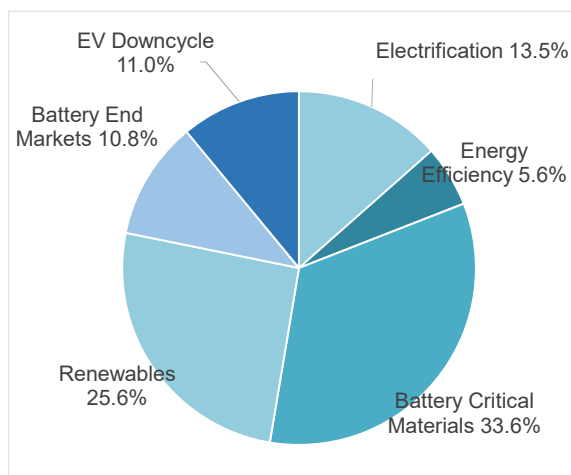
BM1: MSCI Global Alternative Energy Net Return Index - EUR | BM2: MSCI World Energy Sector Index - EUR

Year	Jan	Feb	Mar	Apr	May	Jun	Jul	Aug	Sep	Oct	Nov	Dec	YTD	BM1	BM2
2025	-0.18%	-2.85%	-2.07%	1.65%	3.43%	1.39%	0.89%	0.16%	2.38%	3.00%	0.92%	0.46%	9.37%	38.17%	-3.15%
2024	0.10%	0.93%	2.10%	1.14%	2.39%	-2.80%	0.23%	-0.27%	1.81%	0.22%	1.15%	-2.75%	4.16%	-33.63%	6.47%
2023	-0.36%	-1.42%	-0.51%	-0.34%	0.44%	-0.91%	0.12%	-1.05%	-0.87%	-1.84%	0.40%	1.54%	-4.76%	-26.82%	-3.98%
2022	-0.64%	1.83%	3.65%	1.58%	0.21%	-1.52%	1.40%	4.77%	-0.41%	0.08%	0.09%	0.11%	11.53%	-8.06%	49.23%
2021	1.95%	-0.40%	-0.94%	0.94%	-0.52%	0.33%	0.23%	1.85%	0.69%	1.32%	1.04%	-0.41%	6.18%	-18.14%	45.97%

Cumulative returns since January 2018



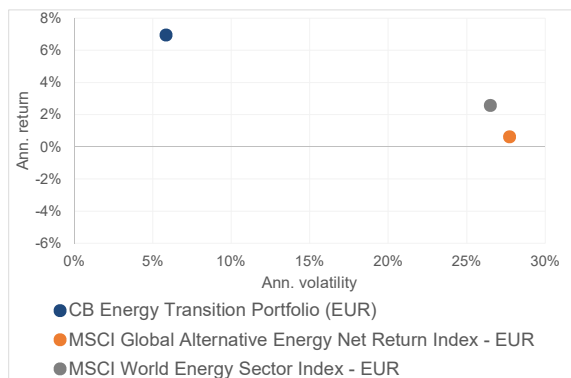
Thematic Breakdown



Key statistics since January 2018

	CB Energy Transition Portfolio (EUR)	MSCI Global Alternative Energy Net Return Index - EUR	MSCI World Energy Sector Index - EUR
Annualized return	6.94%	0.61%	2.57%
Annualized volatility	5.86%	27.73%	26.51%
Maximum monthly gain	5.05%	18.07%	24.94%
Maximum monthly loss	-4.08%	-18.37%	-29.74%
Maximum drawdown	-7.64%	-66.19%	-58.96%
Correlation to benchmarks	-	0.57	0.15

Risk vs. return since January 2018



Information

Strategy Manager	FALGOM AG
Strategy Advisor	Crossbow Partners AG
Paying Agent / Broker / Custodian	ISP Securities AG / UBS AG
Currency	EUR
Issue date	March 6, 2023
Certificate price	EUR 1104.64
Minimum trade size	10 Certificates
Liquidity	Monthly
Notice periods	Subscriptions 1 day, redemptions 35 days
Management fee	1.50% per annum
Performance fee	None
Valor	123484657
ISIN	CH1234846579

Monthly return distribution

