

Strategy description

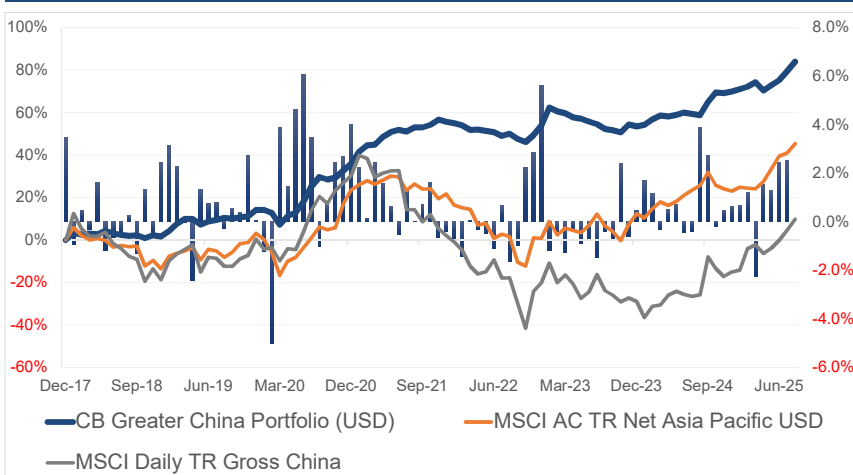
The CB Greater China Portfolio invests in long/short managers in Asia and aims to beat the MSCI AC Asia Pacific Index and the MSCI China Index over the medium term with significantly lower risk (volatility). By investing in specialist China/Asia funds, investors gain access to companies that derive the majority of their revenues from China and which operate in industries that capitalize on favorable structural growth opportunities, from localization and from strong domestic consumer demand. The combination of a diverse set of portfolio managers provide a well-diversified stream of both alpha and beta returns. The beta of the portfolio will be below 0.5 in average and a good portion of the returns will be derived from superior stock picking on the long and short side (alpha). The certificate invests in offshore and UCITS funds that are strictly regulated. It offers monthly liquidity with a notice period of 35 days.

Monthly returns

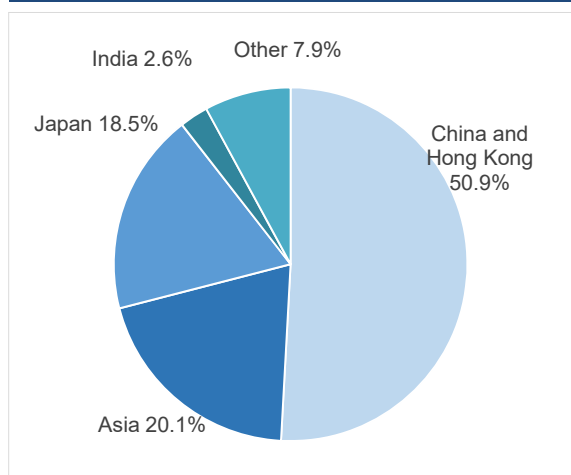
BM1: MSCI AC TR Net Asia Pacific USD | BM2: MSCI Daily TR Gross China

Year	Jan	Feb	Mar	Apr	May	Jun	Jul	Aug	Sep	Oct	Nov	Dec	YTD	BM1	BM2
2025	0.64%	0.69%	1.21%	-2.26%	1.55%	1.27%	2.43%	2.51%					8.26%	18.13%	29.23%
2024	0.48%	1.70%	1.15%	-0.30%	0.50%	0.71%	-0.43%	-0.39%	3.88%	2.75%	-0.18%	0.47%	10.74%	9.56%	19.67%
2023	5.63%	-1.16%	-0.52%	-1.25%	-0.34%	-0.87%	-0.76%	-1.47%	-0.38%	-0.68%	2.41%	-0.58%	-0.20%	11.45%	-11.03%
2022	-0.40%	-0.68%	-1.42%	0.08%	-0.31%	-0.49%	-1.11%	0.67%	-1.64%	-0.97%	2.25%	2.87%	-1.24%	-17.22%	-21.80%
2021	4.03%	2.22%	0.15%	2.46%	1.60%	0.64%	-0.51%	1.35%	0.01%	0.73%	1.62%	-0.65%	14.43%	-1.46%	-21.64%

Cumulative returns since January 2018



Regional exposure



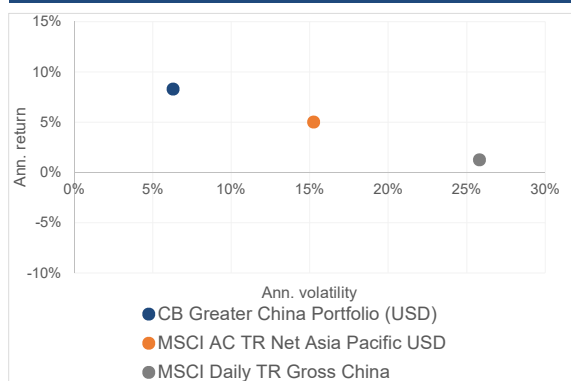
Key statistics since January 2018

	CB Greater China Portfolio (USD)	MSCI AC TR Net Asia Pacific USD	MSCI Daily TR Gross China
Annualized return	8.28%	5.00%	1.23%
Annualized volatility	6.30%	15.25%	25.81%
Maximum monthly gain	6.09%	14.98%	29.72%
Maximum monthly loss	-5.01%	-11.88%	-16.81%
Maximum drawdown	-7.20%	-32.48%	-58.18%
Correlation to benchmarks	-	0.63	0.64

Information

Strategy Manager	FALGOM AG
Strategy Advisor	Crossbow Partners AG
Paying Agent / Broker / Custodian	ISP Securities AG / UBS AG
Currency	USD
Issue date	April 25, 2022
Certificate price	USD 1208.87
Minimum trade size	10 Certificates
Liquidity	Monthly
Notice periods	Subscriptions 1 day, redemptions 35 days
Management fee	0.70% per annum
Performance fee	None
Valor	116007280
ISIN	CH1160072802

Risk vs. return since January 2018



Monthly return distribution

